

Content management system

Goaltracker is a platform for efficiently managing and sharing data relating to the 2030 Agenda and countries' national development plans. The platform features user-friendly tools for data visualization and storytelling. This documentation helps you manage your content on your Goal Tracker platform through the Content Management System (CMS).

To modify or add content such as policy documents, organizations or news, log in to the CMS at this URL:

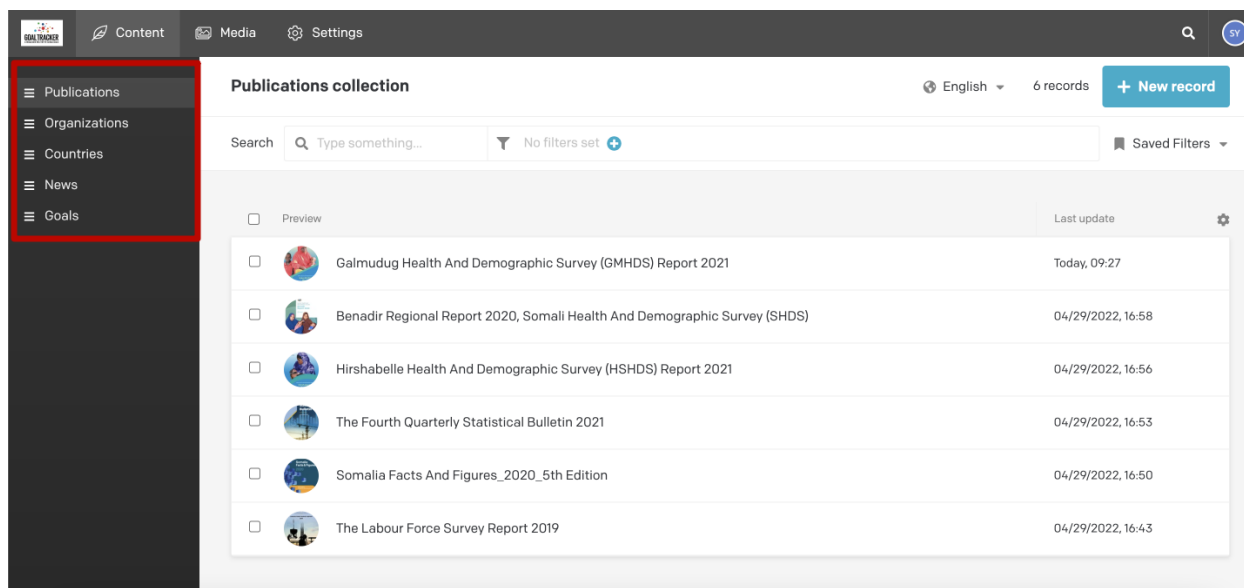
https://goaltracker.admin.datocms.com/sign_in

In order to sign in to your CMS account- you should get invited via email. Following the link in the email, you will create your own credentials.







NOTE: Any change that you will do in the CMS will appear on the web-site in 1 hour.

Navigation

As a user of the Content Management System you can navigate the left-hand side menu to find the relevant Content Types such as Publications, Organizations, or News.

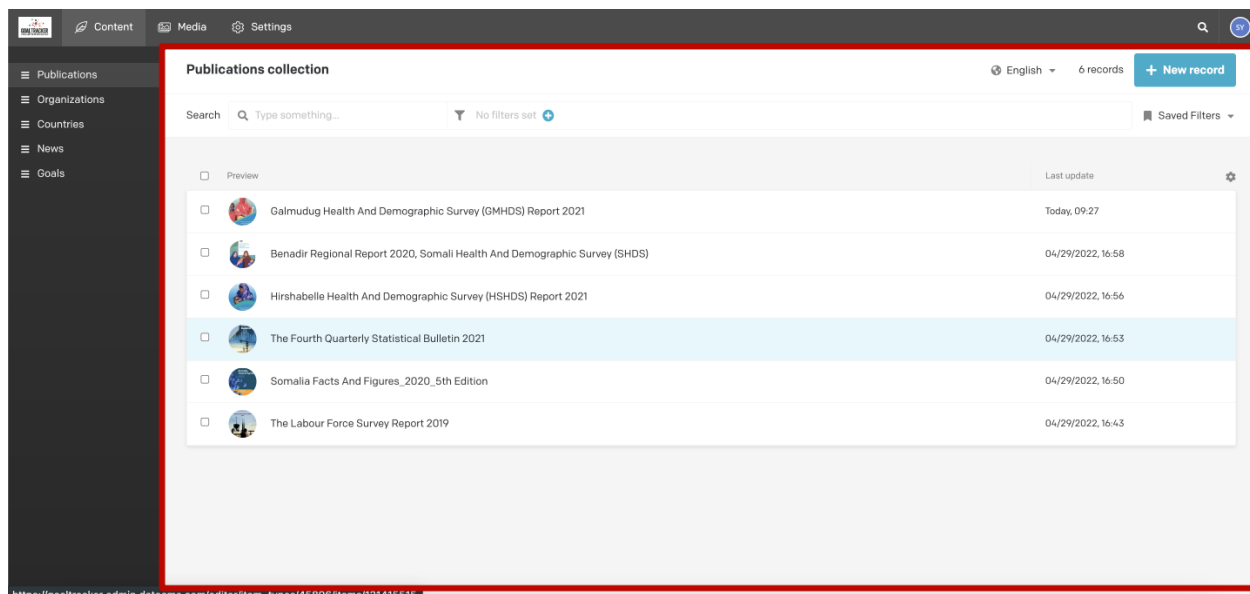


The screenshot shows the CMS interface. The top navigation bar includes 'Content', 'Media', and 'Settings'. The left-hand side menu is highlighted with a red box and contains the following items: Publications, Organizations, Countries, News, and Goals. The main content area is titled 'Publications collection' and shows a list of publications. The table below lists the publications:

Preview	Last update
<input type="checkbox"/>  Galmudug Health And Demographic Survey (GMHDS) Report 2021	Today, 09:27
<input type="checkbox"/>  Benadir Regional Report 2020, Somali Health And Demographic Survey (SHDS)	04/29/2022, 16:58
<input type="checkbox"/>  Hirshabelle Health And Demographic Survey (HSHDS) Report 2021	04/29/2022, 16:56
<input type="checkbox"/>  The Fourth Quarterly Statistical Bulletin 2021	04/29/2022, 16:53
<input type="checkbox"/>  Somalia Facts And Figures_2020_5th Edition	04/29/2022, 16:50
<input type="checkbox"/>  The Labour Force Survey Report 2019	04/29/2022, 16:43

- Publications - This is where you add reports and policy documents that you want to appear on your Goaltracker Platform.
- Countries - Here you control all content that you want to appear on your home page or the policies/frameworks page.
- Organizations - Here you add/edit the list of organizations that will appear under “Key groupings” at the frameworks page.
- News - Here you add/edit the list of articles that are shown on the section News.
- Goals – The list of goals

Publications



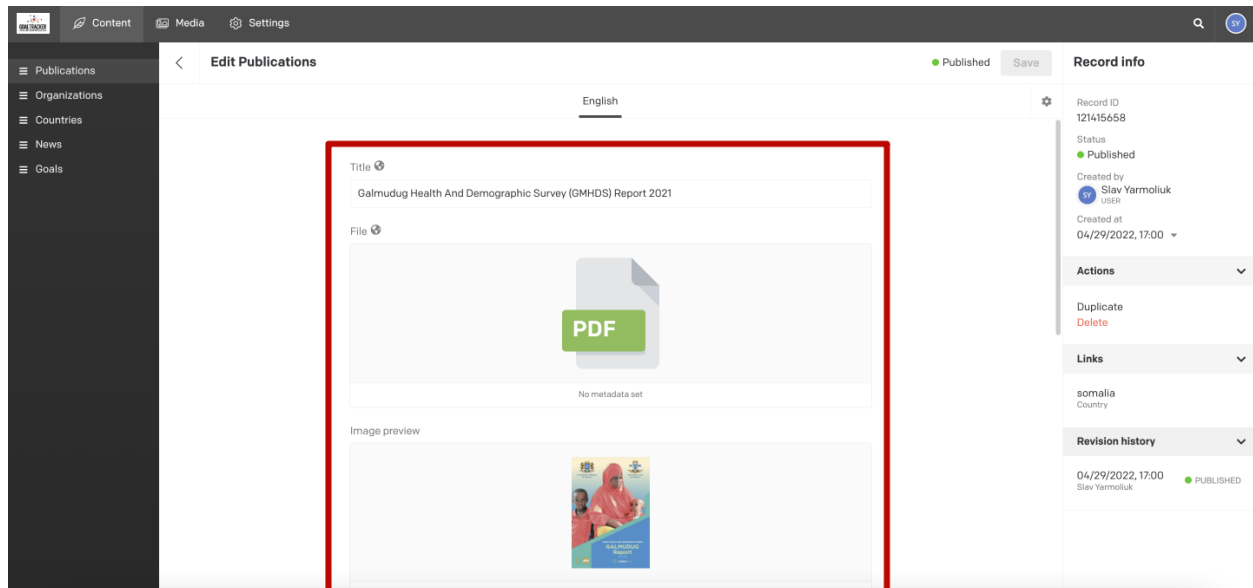
On the publications collection screen you can add new publications or edit existing publications.

Editing existing content

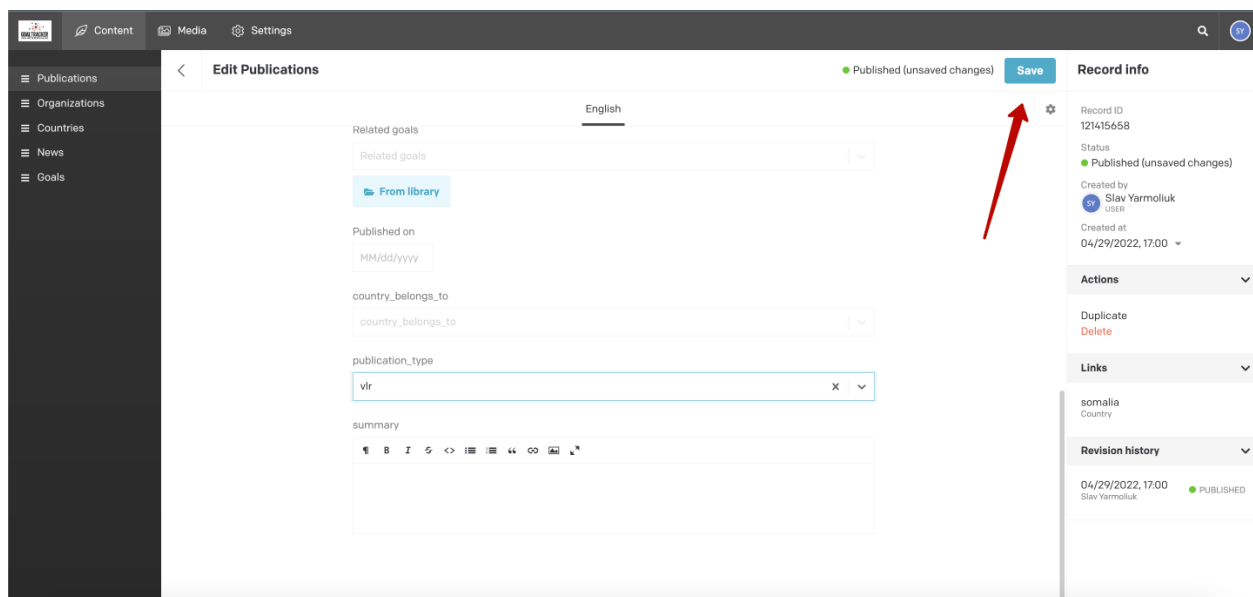
1. To edit an existing publication, navigate to “Publications” and click on the publication that you want to edit.
2. You now get to a new view with the selected publication. You can now change the Title, upload a new file and change the screenshot of the cover of the publication.
3. Once you have made your edits please click the “Save” button on the top right corner and then click the “Publish” button and the edits will appear on your platform.

Note: “Belongs to” is an internal/technical field. You can safely ignore this field.

Here you edit the title, change the policy document or edit the screenshot of the publication.



Once you have edited the content, click Save and then Publish button at the right corner at CMS.









Adding publications

1. To add a Publication/PDF, navigate to “Publications” and click “New record”
2. Select “Upload New” and fill out the form with Title, drag and drop the report/policy document that you want to include and make a screenshot of the cover of the report.
3. If you want to upload a policy document to a specific Goals Page on the Goal Tracker Platform you select a “Related Goal” for the publication to display on the correct page.

Note: “Belongs to” is an internal/technical field. You can safely ignore this field.

Publications collection publication English ▾ 144 records [+ New record](#)

Search No filters set [+](#) Saved Filters ▾

<input type="checkbox"/>	Preview	Last update	⚙
<input type="checkbox"/>	 Galmudug Health And Demographic Survey (GMHDS) Report 2021	Today, 08:27	
<input type="checkbox"/>	 Benadir Regional Report 2020, Somali Health And Demographic Survey (SHDS)	29/04/2022, 15:58	
<input type="checkbox"/>	 Hirshabelle Health And Demographic Survey (HSHDS) Report 2021	29/04/2022, 15:56	
<input type="checkbox"/>	 The Fourth Quarterly Statistical Bulletin 2021	29/04/2022, 15:53	
<input type="checkbox"/>	 Somalia Facts And Figures_2020_5th Edition	29/04/2022, 15:50	
<input type="checkbox"/>	 The Labour Force Survey Report 2019	29/04/2022, 15:43	

Show: 50 « Previous 1 2 3 Next »

 Title

 File*

Drag a file here
Max size 150MB

[+ UPLOAD NEW](#) [FROM MEDIA AREA](#)

Belongs to

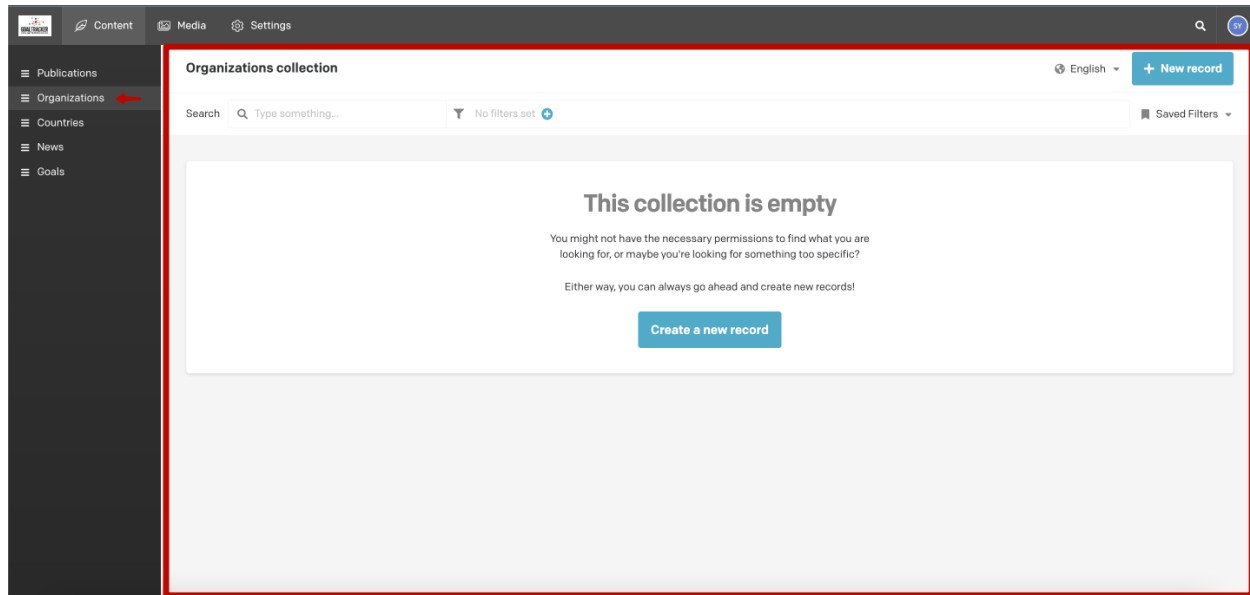
Related goals

[+ NEW GOAL](#) [FROM LIBRARY](#)

Published on

Organizations

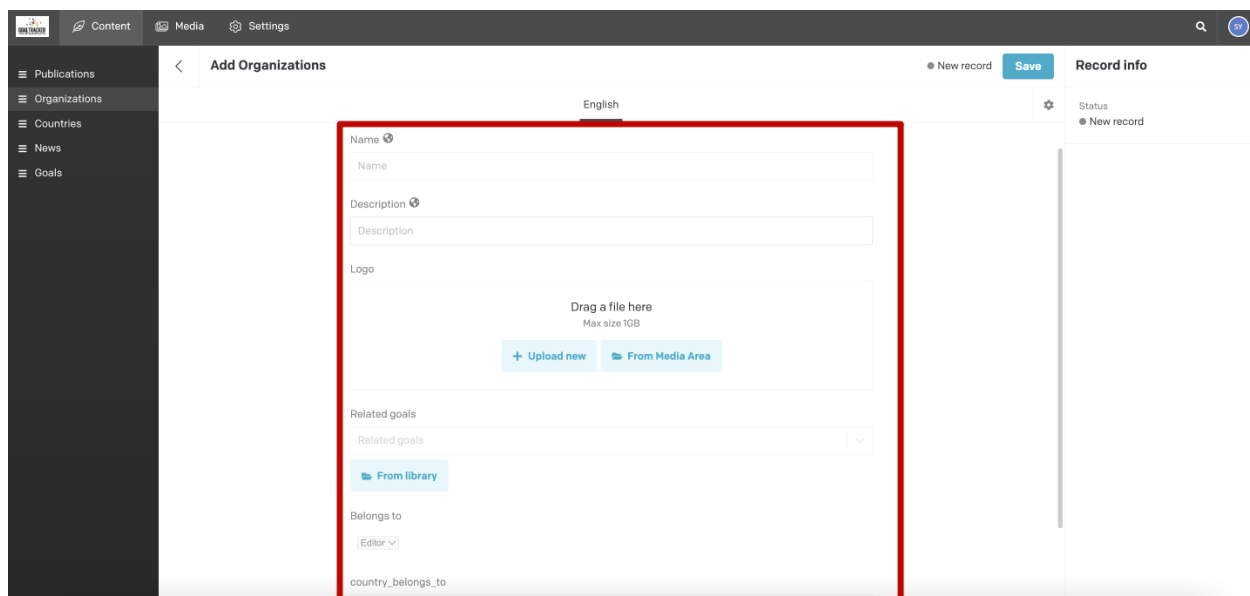
If you want to add organizations on the Goal Tracker Platform (they appear at the bottom of the Frameworks page), you select Organizations from the left-hand side menu.



Adding organization

1. To add a new organization, navigate to “Organizations” and click “New record”
2. Click on “Create a new record” and fill in the organization that you want to add and drag a logo if you wish.
3. Once you have completed the section , click Save and then Select “Upload New” and fill out the form with Name, Description etc.

Note: “Belongs to” is an internal/technical field. You can safely ignore this field.

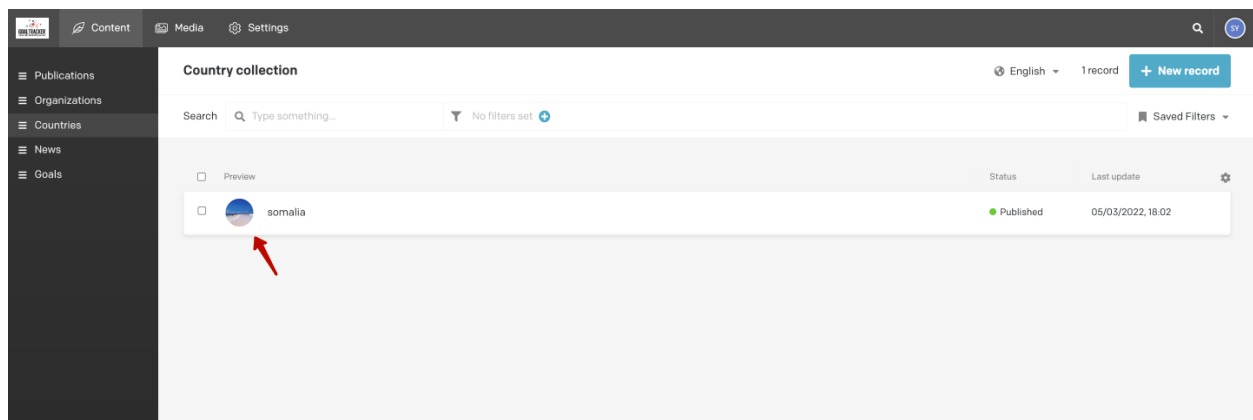


- To see the organization that was added, navigate to your Goal Tracker public platform and it will appear at the bottom of the Frameworks Page.

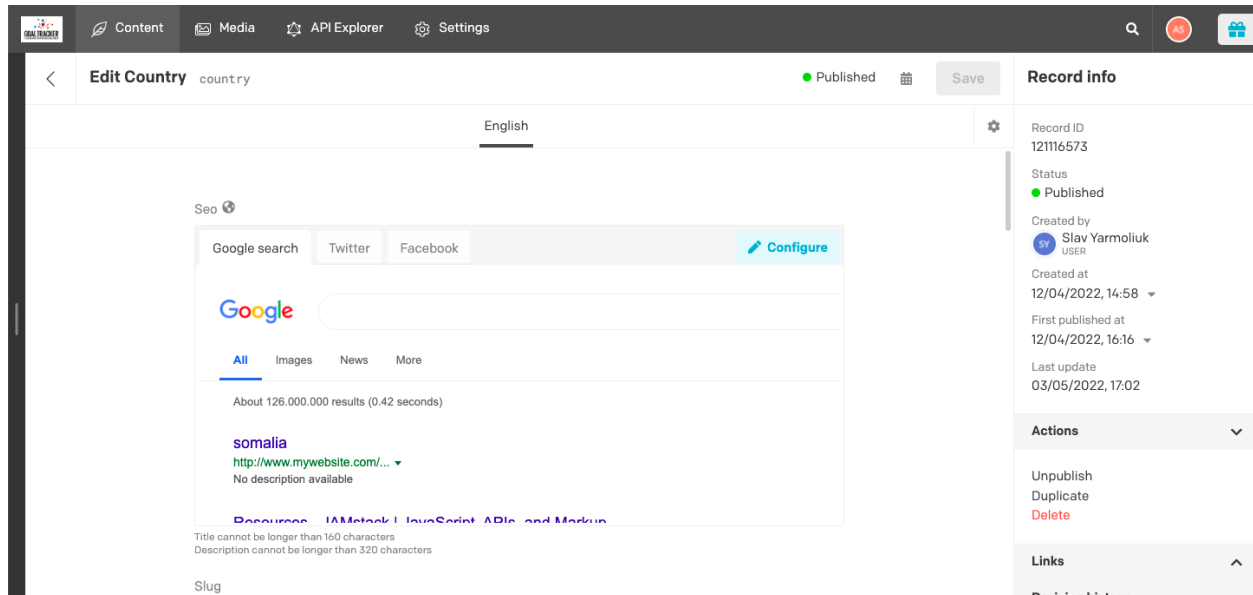
Controlling the Content (home page and policies/frameworks page)

Home page

In order to change the content of the Somalia Goal Tracker Home page, you need to open the “Countries” section and choose Somalia - Click on it.



It takes you to a view that looks like this:



If you scroll down you will find everything that appears on the Home Page.

Here you can edit which Goals you want to appear on the home page.

Edit Country country Published Save

English

Slug
somalia

logo
 Drag a file here
 Max size 1GB
 + Upload new From Media Area

Featured goal 1
 1. No Poverty
Choose a goal to be displayed in the featured grid on the home page (1)

Featured goal 2
 2. Zero Hunger
Choose a goal to be displayed in the featured grid on the home page (2)




Just below you can edit which main image should appear on the Home page as well as the “Key document” that you want to appear below the image.

Featured goal 2
 2. Zero Hunger
Choose a goal to be displayed in the featured grid on the home page (2)

Home image

No metadata set
Select an image to be displayed in the featured grid on the home page

Key document
 The Somali Health and Demographic Survey 2020
Select the key publication (e.g. National Development Plan) to be displayed in the featured grid on the home page



Controlling the Frameworks Page

If you scroll down further you will get to this view. This is where you edit the top section of your Frameworks page (“Policies page cover” and” Policies page intro”).

Policies page cover



No metadata set

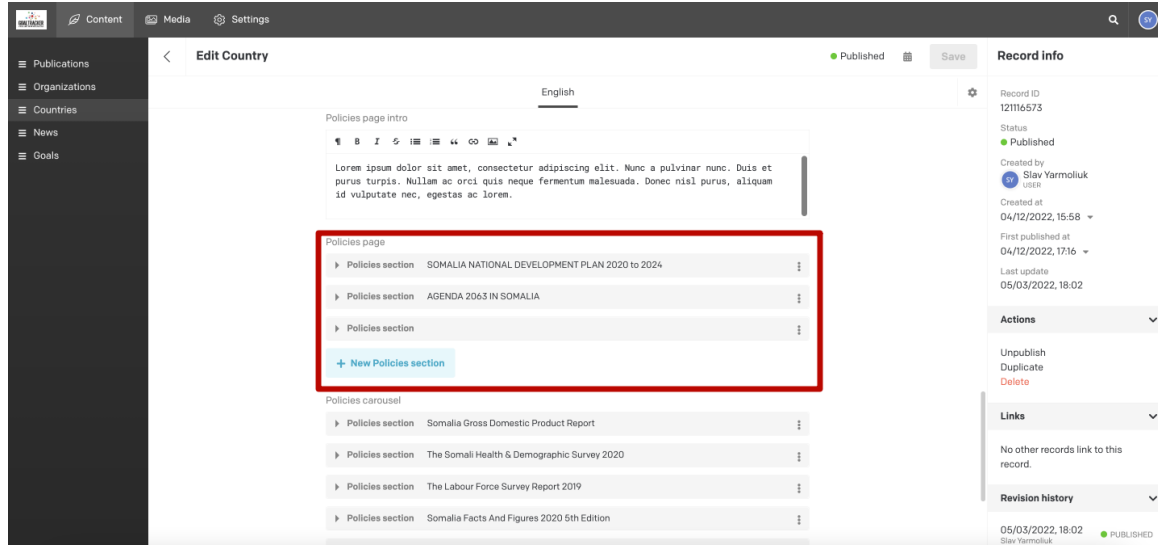
Policies page intro

¶ B I S ☰ ☷ “ ↺ 🖼️ ↵

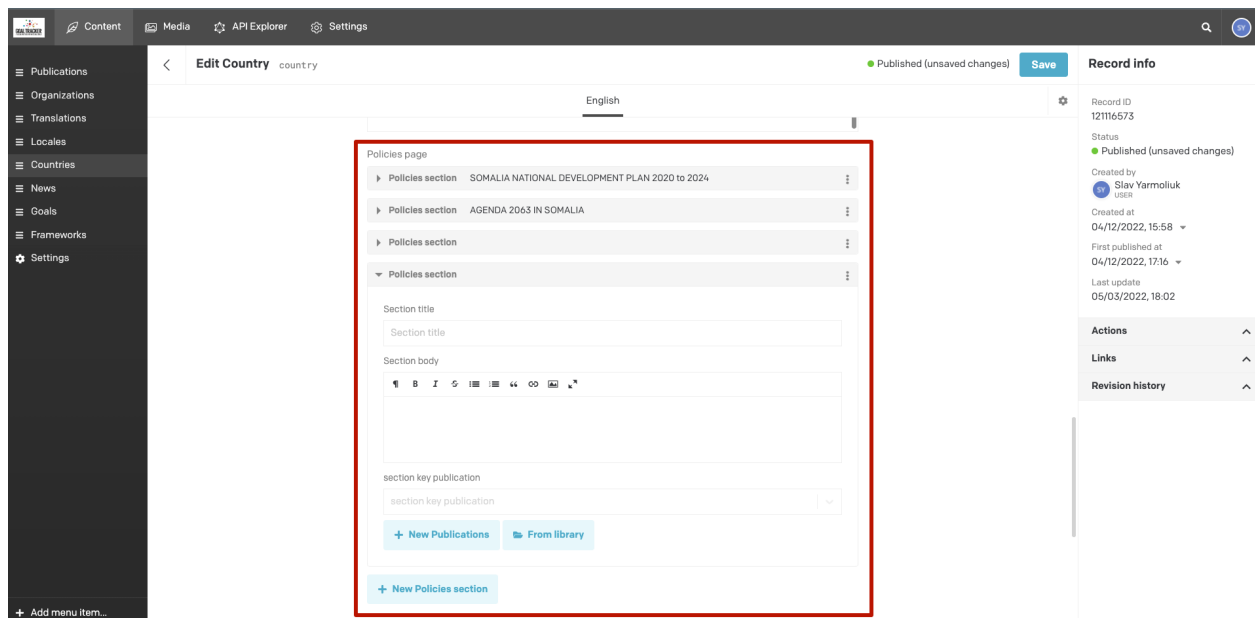
Lorem ipsum dolor sit amet, consectetur adipiscing elit. Nunc a pulvinar nunc. Duis et purus turpis. Nullam ac orci quis neque fermentum malesuada. Donec nisl purus, aliquam id vulputate nec, egestas ac lorem.

Frameworks (Policies)

In order to manage the Policy sections below, you need to scroll down further to the “Policies Section”.



1. There you will be able to edit existing content (titles, text and PDFs) and create new sections for the Framework page.
2. Update the Section title, Section body and choose the report that should be related to the new policy (section key publication).
3. Click “Save” and “Publish” buttons.



SOMALIA NATIONAL DEVELOPMENT PLAN 2020 TO 2024

Lorem ipsum dolor sit amet, consectetur adipiscing elit. Nunc a pulvinar nunc. Duis et purus turpis. Nullam ac orci quis neque fermentum malesuada. Donec nisl purus, aliquam id vulputate nec, egestas ac lorem.

[DOWNLOAD](#)

AGENDA 2063 IN SOMALIA

Agenda 2063 is Africa's blueprint and master plan for transforming Africa into the global powerhouse of the future. It is the continent's strategic framework that aims to deliver on its goal for inclusive and sustainable development and is a concrete manifestation of the pan-African drive for unity, self-determination, freedom, progress

Once you add a new content, click Save and then Publish button at the right corner at CMS.

Adding new policy

1. To add a new content for policy, navigate to “Countries”, choose Somalia, scroll down to the “Polices page” section
2. Click the “New Policies section” button.

3. Fill in the Section title, Section body and choose the report that should be related to the new policy (section key publication).
4. Click “Save” and “Publish” buttons.

Carousel

There is a Carousel section at the bottom of the Framework page that is also managed via the CMS. The Carousel allows you to add reports and view them by scrolling from the left to right.

Editing existing content

1. To edit the content for the carousel, navigate to “Countries”, choose Somalia, scroll down to the “Polices carousel” section.
2. Update the Section title, Section body and choose the report that should be related to the new policy (section key publication).
3. Click “Save” and “Publish” buttons.

Adding a new policy for Carousel.

4. To add a new content for the carousel, navigate to “Countries”, choose Somalia, scroll down to the “Polices carousel” section.
5. Click the “New Policies section” button.
6. Fill in the Section title, Section body and choose the report that should be related to the new policy (section key publication).
7. Click “Save” and “Publish” buttons.

The screenshot displays the CMS interface for editing a country's content. The main area shows the 'Edit Country' page for Somalia, with the 'Policies carousel' section highlighted. The carousel contains the following items:

Section	Report Title
Policies section	Somalia Gross Domestic Product Report
Policies section	The Somali Health & Demographic Survey 2020
Policies section	The Labour Force Survey Report 2019
Policies section	Somalia Facts And Figures 2020 5th Edition
Policies section	The Fourth Quarterly Statistical Bulletin 2021
Policies section	Hirshabelle Health And Demographic Survey (HSHDS) Report 2021
Policies section	Benadir Regional Report 2020, Somali Health And Demographic Survey (SHDS)
Policies section	Galmudug Health And Demographic Survey (GMHDS) Report 2021

Below the carousel is a button labeled '+ New Policies section'. The right sidebar shows the following record information:

- Record ID: 121116573
- Status: Published (unsaved changes)
- Created by: Slav Yarmoliuk (USER)
- Created at: 04/12/2022, 15:58
- First published at: 04/12/2022, 17:16
- Last update: 05/03/2022, 18:02

Actions, Links, and Revision history are also visible in the sidebar.

News

You can find the list of news that is published at the bottom of the home page and under the tab “News” on the top bar.

Bottom of home page

LATEST NEWS

Read the latest news about the SDGs in Somalia.



21 April 2022

Somali National Bureau of statistics is preparing for transformation into a world-class institution that will ensure the high quality of data provided to decision-makers.



03 May 2022

Somalia host the Inaugural African Statistics Day Celebrations on November 18 2021



03 May 2022

Somali SDG Consultation Workshop (6th -7th April 2022)

News tab

NEWS

The latest news about Agenda 2030 in Somalia with a particular focus on policy mapping and open data for the public good



21 April 2022

Somali National Bureau of statistics is preparing for transformation into a world-class institution that will ensure the high



03 May 2022

Somalia host the Inaugural African Statistics Day Celebrations on November 18 2021



03 May 2022

Somali SDG Consultation Workshop (6th -7th April 2022)

In order to add a new item , select “News” on the left-hand side menu and then click the “+New record” button.

News collection English 2 records + New record

Search Type something... No filters set Saved Filters

Preview	Status	Last update
Somalia host the Inaugural African Statistics Day Celebrations on November 18 2021	Published	05/03/2022, 18:24
Somali National Bureau of statistics is preparing for transformation into a world-class institution that will ensure the high quality of data provided to decision-makers.	Published	04/21/2022, 14:13

Add News news New record Save Record info

English

Status ● New record

Title*

Title

Introduction introduction

Cover image

Drag a file here
Max size 1GB

+ Upload new From Media Area

This is the image that will display in a news listing

Body*

After filling in all data for a new item, click “Save” and then “Publish” buttons. Then you will be able to see new changes on the web-site.